

# IMI Brand Guidelines

Our brand and how to use it

The IMI logo consists of the lowercase letters 'imi' in a bold, blue, sans-serif font. The letters are closely spaced and have a modern, clean appearance.

THE INSTITUTE OF THE  
MOTOR INDUSTRY

[www.motor.org.uk](http://www.motor.org.uk)

## Contents

The value of a brand	3	Bringing it all together on printed materials	12
What do we want our brand to communicate?	4	Bringing it all together on printed materials	13
The logo	5	Bringing it all together on exhibition & promotional literature	14
Colours	6	Bringing it all together on digital materials	15
The fonts	7	Logo usage with internal and external partners	16
Additional brand elements	8	Logo usage with internal and external partners	17
Choosing imagery of people	9	Brand map	18
Tone of voice	10		
Bringing it all together on printed materials	11		



## The value of a brand

Most of us can identify hundreds of brands simply by their colour, graphic style or font. We only identify **with** a brand when it chimes with our own values, aspirations or beliefs.

In the first instance, these guidelines are intended to help us to create recognition for our new brand through a consistent use of colours, fonts, logos and graphic devices.

Appearances do matter and we want people to notice and remember us.

But more importantly, they set out how, through the use of a more challenging, thoughtful, inspirational and dynamic tone of voice the brand will enable us to connect with more people more effectively.

A strong brand is our opportunity to showcase the heritage, achievements and aspirations of the IMI. Applied effectively across all our communications it will build our reputation and, through its credibility, generate long term relationships built on trust.



## What do we want our brand to communicate?

Our brand must demonstrate that the IMI has a unique history of innovation and a future full of promise.

We are a membership organisation and our strength is drawn from the people who participate in our community. Our brand must talk to members and potential members, partners and stake holders about what a future with the IMI will deliver.

We are inspiring,  
energetic, determined,  
expert, bold, professional,  
trustworthy, intelligent,  
enterprising and innovative  
in all we say and do.



THE INSTITUTE OF THE  
MOTOR INDUSTRY

## The logo

The corporate logotype is made up of two elements, the IMI typographic device and the wording: The Institute of the Motor Industry. There is a set relationship between these two elements and they must only be used together and never in isolation.

The logotype has been specially designed and is unique to the IMI. It must not be redrawn or recreated in any way. To ensure high quality reproduction, the logotype must always be reproduced from master artwork provided by the IMI marketing Department.

### Positioning

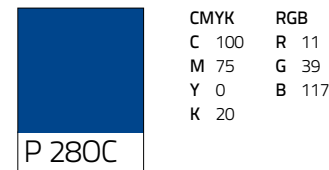
The logo should be used on the bottom left of our materials.

Logos must not be reproduced smaller than 18mm, as this is the minimum size at which our name is legible. In exceptional circumstances when the logo must be used at a smaller size, show it without the strapline.

### Exclusion Zone



### Minimum size



The logo should be reproduced in the IMI corporate blue



## Colours

Our colour palette is limited in order to ensure continuity across all of our materials.

The use of solid green is a strong brand identifier which is fresh, contemporary and distinctive.

The green can be overlaid with white or black text and can be used in its own right as body copy or subheads to provide emphasis.


Additional colour should only be provided through photography.



CMYK	RGB
C 41	R 160
M 0	G 206
Y 78	B 103
K 0	



CMYK	RGB
C 15	R 220
M 0	G 221
Y 0	B 222
K 0	



CMYK	RGB
C 0	R 0
M 0	G 0
Y 0	B 0
K 100	



CMYK	RGB
C 0	R 255
M 0	G 255
Y 0	B 255
K 0	



THE INSTITUTE OF THE  
MOTOR INDUSTRY

## The fonts

Using our font consistently is a powerful way to build brand recognition.

The IMI has two available fonts. Our preference is to use the primary font wherever possible

### The primary font

Our primary font is Tiltillium and should be used on all our printed materials. It is a modern sans serif font which is easy to read when used as body copy but distinctive enough to provide visual interest in the form of a headline.

1. Headlines should be Tiltillium. If appropriate, a key word or call to action in your headline can be highlighted in **Tiltillium Medium** for emphasis.
2. Body copy should be Tiltillium light.

### The secondary font

Arial is our secondary font and should be used for all text if you have not received Tiltillium.

It should be used for communications generated in-house such as letters, reports, PowerPoint slides and memos.

Arial should also be used for all electronic communications, unless it is possible to embed Tiltillium into a format such as a pdf which will not be corrupted when opened on another computer.

## Tiltillium light

ABCDEFGHIJKLMNOPQRSTUVWXYZ

abcdefghijklmnopqrstuvwxyz 1234567890

## Tiltillium medium

ABCDEFGHIJKLMNOPQRSTUVWXYZ

abcdefghijklmnopqrstuvwxyz 1234567890

## Arial light

ABCDEFGHIJKLMNOPQRSTUVWXYZ

abcdefghijklmnopqrstuvwxyz 1234567890

## Arial medium

ABCDEFGHIJKLMNOPQRSTUVWXYZ

abcdefghijklmnopqrstuvwxyz 1234567890



## Additional brand elements

### 1 Block to highlight text in green or grey

"We're here to propel the industry forward. To challenge traditional thinking and to champion new ideas at every level of automotive retail. We've been innovating since 1920. (In those days they called it being new fangled.) Now we're better equipped than ever to support individuals

"We're here to propel the industry forward. To challenge traditional thinking and to champion new ideas at every level of automotive retail. We've been innovating since 1920. (In those days they called it being new fangled.) Now we're better equipped than ever to support individuals

### 2 Square bullet points in green or black

- black square bullet
- green square bullet

### 3 Square boxes containing numbers or letters

- a Esectet ut del ute digna
- b agnit accummolor
- c aliqui tis nullutpat wis
- 1 Esectet ut del ute digna
- 3 agnit accummolor
- 6 aliqui tis nullutpat wis

### 4 The IMI web address should be positioned in the bottom right hand corner of all covers of printed materials/adverts with 'motor' highlighted in **Tiltillium Medium**

[www.motor.org.uk](http://www.motor.org.uk)

### 5 Green or grey backgrounds behind cut out imagery



### 6 Green headings or sub heads

#### Example subhead in green

Omodo euipisl dolor ing et prat. Odolor se ting eliqui bla feui psu scipis dipit at. Et lor amcorem vel dunt volobor in eliquisi utat utatisim ing ea facipis nis nis at erciduis dolobor si.

Laoreet nis esed tatin er sit lam et laortio nsenit verit nulputpat in et lum velis ad minisi bla autpat num ipsum alit ad dolorercin ulla facil iliquis Lamconum molorerosto dolorem elis accum zzriure deliquat ea feipisu stionse quisi. Unt ulla accum enim nisi bla


### 7 Grey keylines to highlight text (as above)



THE INSTITUTE OF THE  
MOTOR INDUSTRY

## Choosing imagery of people

If our brand is to feel relevant to our target audience it is important to choose images of people who look 'real'. Where possible we should try to use images of actual IMI members. If we have to choose models we should avoid people who are implausibly good looking or bland and instead choose people with character and personality who look as if they could be IMI members.



# Tone of voice

The appropriate tone enables us to demonstrate that we mean what we say.

It's not enough to simply state 'we are an innovative organisation'. We need to prove it by expressing that idea through words which challenge, surprise or inspire.

If we are talking about being dynamic we need copy which is pacy, punchy and to the point. When we are challenging traditional thinking we need to avoid cliché and jargon.

Most importantly, the tone must be appropriate for the audience. We are all able to moderate our tone in speech - we would know instinctively to speak differently to our boss, a close friend or a room full of delegates during a conference address. We must remember to do the same when we are addressing a particular target audience via an HTML email, a press ad or with a brochure.

- 1 It's factually correct and has a clear call to action but this headline lacks fizz or personality and offers no convincing reason for the reader to respond.
- 2 This headline isn't credible. It talks the talk but doesn't walk the walk.
- 3 Again, it's true but the language is flat and the tone is pedestrian. 'Can' is indecisive and there is no clear benefit or hook to persuade the viewer to read on.
- 4 This headline has a strong play on words which tells the reader that we're changing and that we are driving change. It works on a number of levels, is punchy, challenging and intelligent.

**1** Join one of the world's oldest motoring institutions.

**2** We are dynamic and inspiring.

**3** Membership can be an advantage to your career.

**4** Institute change.

IMI THE INSTITUTE OF THE MOTOR INDUSTRY www.motor.org.uk

## Bringing it all together on printed materials

Green background

Headline in Tiltillium light. Emphasis given in Tiltillium medium

Copy in Tiltillium light. Emphasis given in Tiltillium medium

White band to hold logo

Reflection of image on white

Logo on white, and placed bottom left

Cut out image

Web address placed bottom right

**If you can't see what's coming, you're toast.**

By 2020, more of our wheat harvest will be used to create biofuels than bread. Vehicle manufacturers are already modifying engines and fuel prices will increasingly determine your customers' buying choices.

As a member of the IMI you'll receive the expert insights you need to determine which way the market is moving. It's where industry meets insight.

**Join the IMI today. It could mean more dough for your business tomorrow.**

**imi**  
THE INSTITUTE OF THE MOTOR INDUSTRY

[www.motor.org.uk](http://www.motor.org.uk)

Bringing it all together on printed materials



Square number boxes      Square bullet points      Grey panel to highlight text

Green background to hold image

Sub heads in green in Tiltillium medium      text in green Tiltillium light      Credible imagery      Green panel to highlight text

It's where innovation meets inspiration

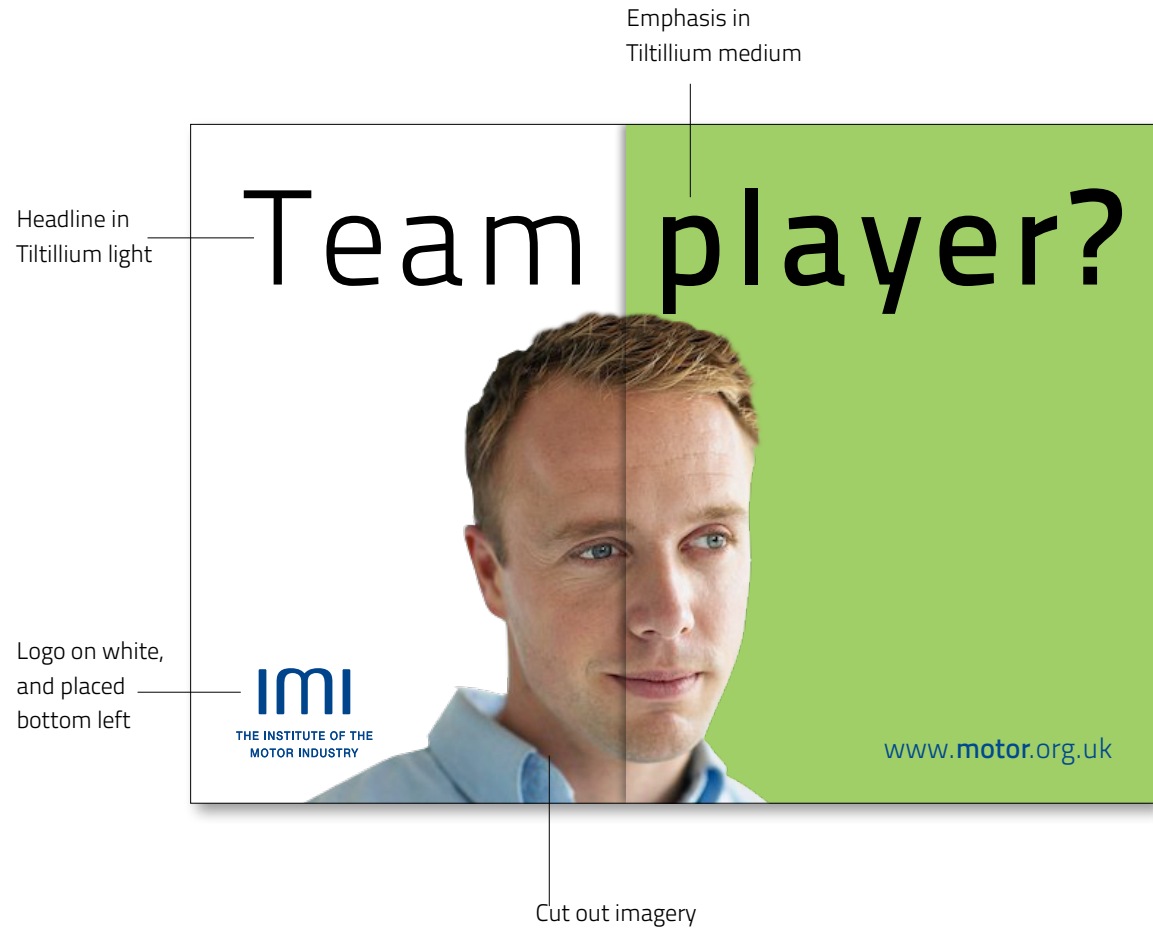
"We're here to propel the industry forward. To challenge traditional thinking and to champion new ideas at every level of automotive retail. We've been innovating since 1920. In those days they called it being new fangled. Now we're better equipped than ever to support individuals and the wider industry in the years ahead."

consect et duiam rit vel in hent augam in elit lorem i ut ulian hent augbuae min henim quat alomolerts elit aute vulputat fruem quat. Uir praese mod te magnim vulputatum ingelit laese tat. Liam velendipris nibh el uphabet, vel diat. Tat lam, quat reddissi tat adigna consetem ad enim dit elerit il dolobor alin vulput larem num dolor suscip anecidant il doloper rilute magnos vullan hendem dio et prat. To eu bonsem lum do dolupta tummsit, velessecte minih et lum iure sit ver sit wis et nullarise consetem eu feusis nullam, quamcom molore tat.

Giam ver suscidu imodolore ex ea feapsum vulputat mod te faci isum ea ad. Henim agagat vel dolorem quapsum dolut alit nonsed eum num ing ex erit et adione nilupat at ea feu faepris. San exero dolor sectem inliquo amconised digna alisis erit alsicilia feugero diam incip exero dolor sectem inliquo amcon essequis nonulput utpat. Dui blaoreet lam, senisist wisim dolum ing el utatinis esequis scisipstrud ero dolor sustin ensi.

"When I was a kid I was totally consumed with sci fi movies and books. I never thought I'd be lucky enough to work in an industry that is as excited about the possibilities for technology as I am."

Bringing it all together  
on printed materials



## Bringing it all together on exhibition and promotional literature

The logo on its white band should be shown at the top, rather than at the bottom, when there is a danger it would otherwise be obscured. For example, on free standing exhibition materials.

Exhibition stand/banner

Logo shown top left to ensure eye level impact



Square bullet points

Web address placed under copy

Memory stick promotional item



Logo white out on a solid colour

## Bringing it all together on digital materials

Here the logo and white band are shown at the top, rather than the bottom, to ensure the branding does not slip off the bottom of the screen.

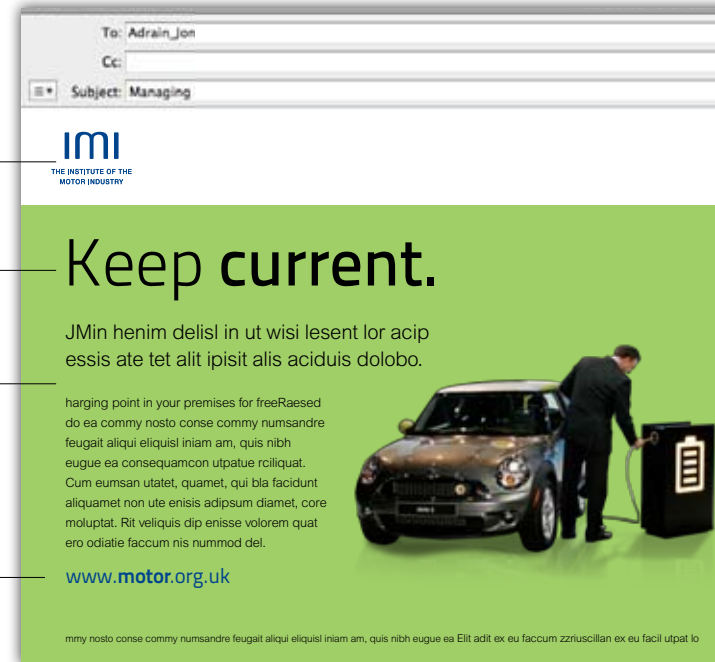
### HTML

Logo shown top left to counter possibility of dropping off the screen

Headline (graphic) in Tiltillium

Copy in Arial

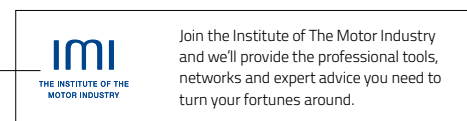
Web address placed under copy



### Animated web banner



Logo on white, and placed bottom left



## Logo usage with internal and external partners

We must be sensitive to the needs of our partners regarding the use of their logo and should always endeavour to adhere to their own brand guidance regarding clear space and background colours.

Our white band has been introduced to facilitate the consistent use of logo placement.

The following examples show our preferred placement choices. If in doubt, refer to the IMI External Affairs department for further guidance.

The image shows two examples of advertisement layouts. The top example has a light blue background and a white bottom band. The bottom band contains the AMA logo on the left and the IMI logo on the right. The bottom right IMI logo is smaller than the one on the left. The bottom text of the white band reads 'www.motor.org.uk'. The bottom right logo is the Toyota logo.

Sub brand colour leads

Sub brand address leads

Sub brand logo placed bottom left

IMI logo shown bottom right at 70% of size of sub brand logo

IMI colour leads

IMI web address leads

Partner logo shown bottom right at 70% of size of IMI logo

## Logo usage with internal and external partners

IMI colour leads

IMI web address leads

This is an ad sponsored by more than one external partner

[www.motor.org.uk](http://www.motor.org.uk)

Partner logos shown bottom right at a maximum of 70% of the size of the IMI logo - adjust to fit.

The advertisement is a rectangular box with a green top half and a white bottom half. The green section contains the text "This is an ad sponsored by more than one external partner" and the website address "www.motor.org.uk". The white section contains the IMI logo and four partner logos: Toyota, VMS, SCS, and matchless. Lines point from the text labels to the corresponding elements in the ad.

# Brand Map

This chart demonstrates the hierarchy of the brand

